

Stage 2 Video Submission Guide

Submit Practical Video via Examssoft

V2

Accessing ExamSoft

- Visit <https://apac.examsoft.com/GKWeb/login/aioh> to access ExamSoft via Exam Takers log in. Sign in with your provided details
- Do not complete these steps with a mobile phone or tablet
- This should be completed with Mozilla Firefox or Google Chrome



ExamSoft

Australian Institute of Occupational Hygienists

Exam Takers

Student ID: ? Password:

Remember Me

[Lost Student ID or Password?](#)

Administrators / Faculty

Email: Password:

Remember Me

[Lost Password?](#)

Minimum System Requirements:

iPad Users

PC Users

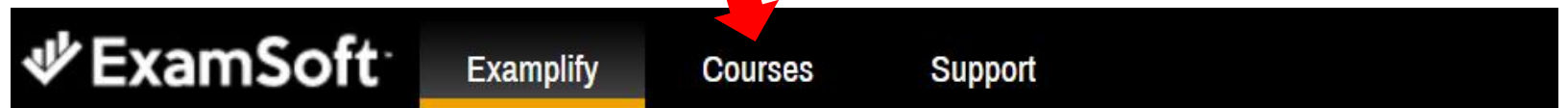
Mac Users

Exam Taker Information



Submit Practical Video Link

Click on Courses



Getting Started with Exemplify

1 Check Your Minimum System Requirements

iPad Users ⇅

PC Users ⇅

Mac Users ⇅

Exemplify

Getting Started with Ex

Question #1 of 3

The client exhibits confusion, decreased capillary statement would the nurse choose for this client?

Answers A - D


A Ineffective Tissue Perfusion



Courses





- The courses you have been enrolled will be listed
- This will include the mock exams and exam conducted in Exemplfy
- Click on Practical course for the methodologies you have submitted for
 - There will a course for each method

Courses

 Manual Exam Upload

First Previous 1 Next Last

Show: 10 | 25 | 50 | 100

Status	Course	Notifications
Active	*Example* 2020-10 Theory Exam	 Uploads/Downloads Required
Active	 *Example 2020-10 CNC Practical	 Uploads/Downloads Required
N/A	No Course	 Uploads/Downloads Required

First Previous 1 Next Last

3 Results



Download Instruction/Assignment

- Click on “Download Instruction/Assignment” Action button which will download the “Accreditation Application Handbook”.
- This document includes the requirement of what must be included in the video (Refer Section 6)

Course: *Example 2020-10 CNC Practical

If you saw the green confirmation screen while exiting Exemplify, your file has been uploaded. Additional confirmations such as emails, texts, and the exam history will be received or updated within 15 minutes. For more information, visit our [Support Portal](#).

Title	Type	Notifications/Actions Required	Download Date	Upload Due Date	Upload Date	Upload File Name	Score
Example Practical Assessment2020 October CNC P	Exam	ACTION Download Instructions/Assignment ACTION Add Assignment Link: 98 Days Remaining	-	01/29/2021 11:35 AM	-	-	



Submit Practical Video Link

- Click on “Add Assignment Link” button
- Refer Section 6 of the “Accreditation Application Handbook” for links on how to upload a video to YouTube and how to make it unlisted.
- Videos must be submitted 3 months from completion of your theory exam.

Course: *Example 2020-10 CNC Practical

If you saw the green confirmation screen while exiting Exemplify, your file has been uploaded. Additional confirmations such as emails, texts, and the exam history will be received or updated within 15 minutes. For more information, visit our [Support Portal](#).

Title	Type	Notifications/Actions Required	Download Date	Upload Due Date	Upload Date	Upload File Name	Score
Example Practical Assessment2020 October CNC P	Exam	ACTION Download Instructions/Assignment ACTION Add Assignment Link: 98 Days Remaining	-	01/29/2021 11:35 AM	-	-	



- Paste the YouTube Video link in pop up window



Add Assignment Link

Link:

This link will open in another window.

[Cancel](#) [Save](#)



Submit Practical Video Link

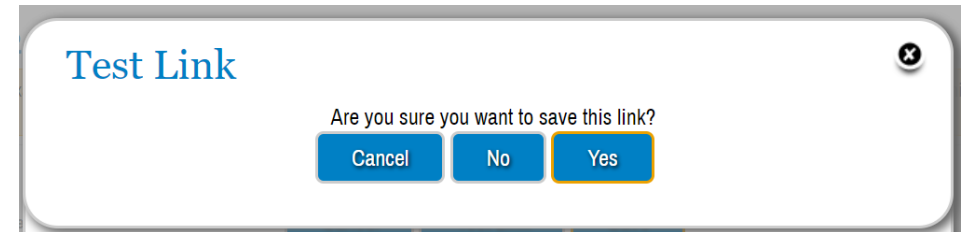


Add Assignment Link

Link:

This link will open in another window.

Click on “Test Link” to confirm the link pasted is your video to be submitted. This will open up a second browser with the video



Test Link

Are you sure you want to save this link?

If video is correct, click yes to submit your video link



Submit Practical Video Link

Your video link will be displayed here

Course: *Example 2020-10 CNC Practical

If you saw the green confirmation screen while exiting Exemplify, your file has been uploaded. Additional confirmations such as emails, texts, and the exam history will be received or updated within 15 minutes. For more information, visit our [Support Portal](#).

Title	Type	Notifications/Actions Required	Download Date	Upload Due Date	Upload Date	Upload File Name	Score
Example Practical Assessment2020 October CNC P	Exam	ACTION Download Instructions/Assignment	-	01/29/2021 11:35 AM	10/22/2020 11:54 AM	https://www.youtube.com/w... ✓	

NOTE: After downloading the Accreditation Application Handbook the button will still be shown, but you will not be able to download again.

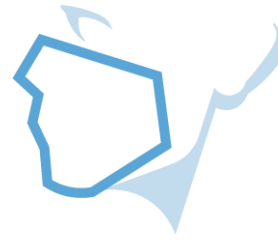

If you accidentally submit the wrong video link, please email respfit@aioh.org.au



Submit Practical Video Link

- Remember to submit a video for each methodology you have submitted for. If you have submitted for a methodology and it is not listed, please email resffit@aioh.org.au





RESP-FIT

RESPIRATOR FIT TESTING
TRAINING & ACCREDITATION

Thank you

If you have any questions regarding the exam process, please email respfit@aioh.org.au or visit respfit.org.au